

Codebook for State-Level Estimates of Mass Conservatism used in Devin Caughey's *The Unsolid South*

Autogenerated data summary from dataMaid

2020-09-01 20:51:33

Data report overview

The dataset examined has the following dimensions:

Feature	Result
Number of observations	816
Number of variables	18

Codebook summary table

Label	Variable	Class	# unique values	Missing	Description
state postal code	stpo	factor	48	0.00 %	
year	year	integer	17	0.00 %	
economic conservatism of the voting-age public (i.e., over 21), posterior mean	con_econ_vap_est	numeric	816	0.00 %	
economic conservatism of the voting-age public (i.e., over 21), posterior SD	con_econ_vap_se	numeric	816	0.00 %	
economic conservatism of the voting-eligible public (i.e., over 21 except black Southerners), posterior mean	con_econ_vep_est	numeric	816	0.00 %	
economic conservatism of the voting-eligible public (i.e., over 21 except black Southerners), posterior SD	con_econ_vep_se	numeric	816	0.00 %	

Label	Variable	Class	# unique values	Missing	Description
conservatism of the voting-age public (i.e., over 21) on non-labor economic issues, posterior mean	con_nonlabor_vap_est	numeric	816	0.00 %	
conservatism of the voting-age public (i.e., over 21) on non-labor economic issues, posterior SD	con_nonlabor_vap_se	numeric	816	0.00 %	
conservatism of the voting-eligible public (i.e., over 21 except black Southerners) on non-labor economic issues, posterior mean	con_nonlabor_vep_est	numeric	816	0.00 %	
conservatism of the voting-eligible public (i.e., over 21 except black Southerners) on non-labor economic issues, posterior SD	con_nonlabor_vep_se	numeric	816	0.00 %	
economic conservatism of the voting-age public (i.e., over 21) on labor economic issues, posterior mean	con_labor_vap_est	numeric	769	5.88 %	
economic conservatism of the voting-age public (i.e., over 21) on labor economic issues, posterior SD	con_labor_vap_se	numeric	769	5.88 %	
economic conservatism of the voting-eligible public (i.e., over 21 except black Southerners) on labor economic issues, posterior mean	con_labor_vep_est	numeric	769	5.88 %	

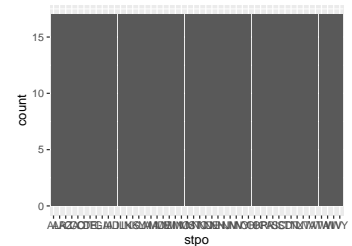
Label	Variable	Class	# unique values	Missing	Description
economic conservatism of the voting-eligible public (i.e., over 21 except black Southerners) on labor economic issues, posterior SD	con_labor_vep_se	numeric	769	5.88 %	
racial conservatism of the voting-age public (i.e., over 21), posterior mean	con_race_vap_est	numeric	769	5.88 %	
racial conservatism of the voting-age public (i.e., over 21), posterior SD	con_race_vap_se	numeric	769	5.88 %	
racial conservatism of the voting-eligible public (i.e., over 21 except black Southerners), posterior mean	con_race_vep_est	numeric	769	5.88 %	
racial conservatism of the voting-eligible public (i.e., over 21 except black Southerners), posterior SD	con_race_vep_se	numeric	769	5.88 %	

Variable list

stpo

state postal code

Feature	Result
Variable type	factor
Number of missing obs.	0 (0 %)
Number of unique values	48
Mode	"AL"
Reference category	AL

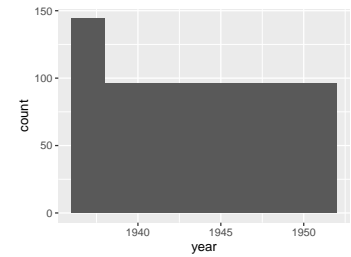


- Observed factor levels: "AL", "AR", "AZ", "CA", "CO", "CT", "DE", "FL", "GA", "IA", "ID", "IL", "IN", "KS", "KY", "LA", "MA", "MD", "ME", "MI", "MN", "MO", "MS", "MT", "NC", "ND", "NE", "NH", "NJ", "NM", "NV", "NY", "OH", "OK", "OR", "PA", "RI", "SC", "SD", "TN", "TX", "UT", "VA", "VT", "WA", "WI", "WV", "WY".

year

year

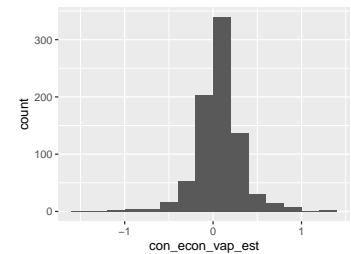
Feature	Result
Variable type	integer
Number of missing obs.	0 (0 %)
Number of unique values	17
Median	1944
1st and 3rd quartiles	1940; 1948
Min. and max.	1936; 1952



con_econ_vap_est

economic conservatism of the voting-age public (i.e., over 21), posterior mean

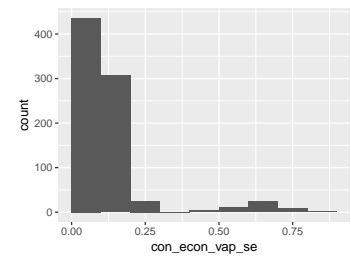
Feature	Result
Variable type	numeric
Number of missing obs.	0 (0 %)
Number of unique values	816
Median	0.07
1st and 3rd quartiles	-0.05; 0.19
Min. and max.	-1.48; 1.21



con_econ_vap_se

economic conservatism of the voting-age public (i.e., over 21), posterior SD

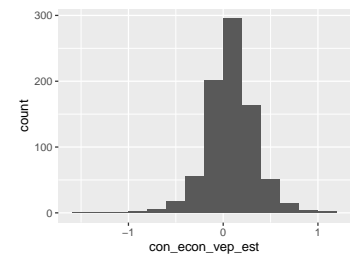
Feature	Result
Variable type	numeric
Number of missing obs.	0 (0 %)
Number of unique values	816
Median	0.1
1st and 3rd quartiles	0.08; 0.14
Min. and max.	0.02; 0.81



con_econ_vep_est

economic conservatism of the voting-eligible public (i.e., over 21 except black Southerners), posterior mean

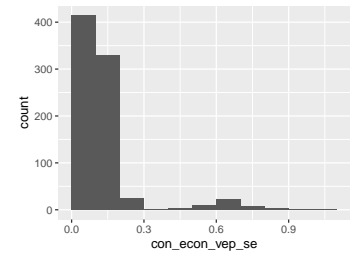
Feature	Result
Variable type	numeric
Number of missing obs.	0 (0 %)
Number of unique values	816
Median	0.07
1st and 3rd quartiles	-0.05; 0.22
Min. and max.	-1.47; 1.12



con_econ_vep_se

economic conservatism of the voting-eligible public (i.e., over 21 except black Southerners), posterior SD

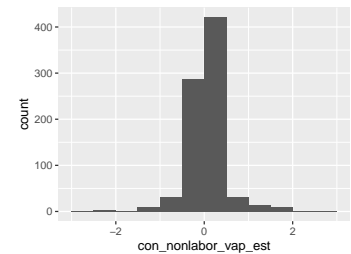
Feature	Result
Variable type	numeric
Number of missing obs.	0 (0 %)
Number of unique values	816
Median	0.1
1st and 3rd quartiles	0.08; 0.15
Min. and max.	0.02; 1.05



con_nonlabor_vap_est

conservatism of the voting-age public (i.e., over 21) on non-labor economic issues, posterior mean

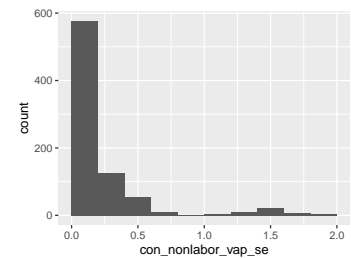
Feature	Result
Variable type	numeric
Number of missing obs.	0 (0 %)
Number of unique values	816
Median	0.05
1st and 3rd quartiles	-0.12; 0.2
Min. and max.	-2.94; 2.52



con_nonlabor_vap_se

conservatism of the voting-age public (i.e., over 21) on non-labor economic issues, posterior SD

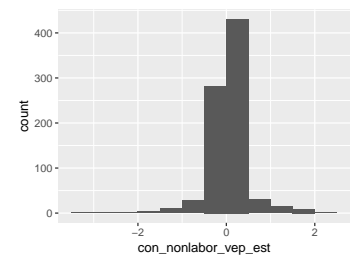
Feature	Result
Variable type	numeric
Number of missing obs.	0 (0 %)
Number of unique values	816
Median	0.15
1st and 3rd quartiles	0.12; 0.27
Min. and max.	0.03; 1.87



con_nonlabor_vep_est

conservatism of the voting-eligible public (i.e., over 21 except black Southerners) on non-labor economic issues, posterior mean

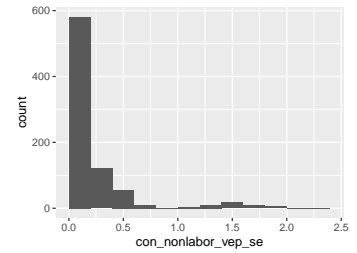
Feature	Result
Variable type	numeric
Number of missing obs.	0 (0 %)
Number of unique values	816
Median	0.05
1st and 3rd quartiles	-0.1; 0.2
Min. and max.	-3.27; 2.37



con_nonlabor_vep_se

conservatism of the voting-eligible public (i.e., over 21 except black Southerners) on non-labor economic issues, posterior SD

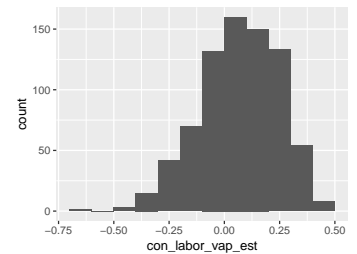
Feature	Result
Variable type	numeric
Number of missing obs.	0 (0 %)
Number of unique values	816
Median	0.15
1st and 3rd quartiles	0.11; 0.27
Min. and max.	0.03; 2.27



con_labor_vap_est

economic conservatism of the voting-age public (i.e., over 21) on labor economic issues, posterior mean

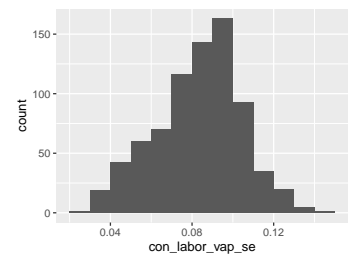
Feature	Result
Variable type	numeric
Number of missing obs.	48 (5.88 %)
Number of unique values	768
Median	0.07
1st and 3rd quartiles	-0.04; 0.2
Min. and max.	-0.62; 0.46



con_labor_vap_se

economic conservatism of the voting-age public (i.e., over 21) on labor economic issues, posterior SD

Feature	Result
Variable type	numeric
Number of missing obs.	48 (5.88 %)
Number of unique values	768
Median	0.09
1st and 3rd quartiles	0.07; 0.1
Min. and max.	0.03; 0.14



con_labor_vep_est

economic conservatism of the voting-eligible public (i.e., over 21 except black Southerners) on labor economic issues, posterior mean

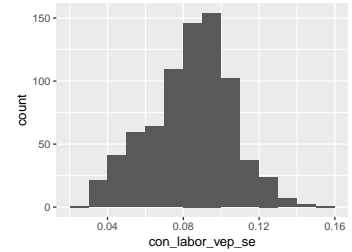
Feature	Result
Variable type	numeric
Number of missing obs.	48 (5.88 %)
Number of unique values	768
Median	0.08
1st and 3rd quartiles	-0.04; 0.23
Min. and max.	-0.64; 0.61



con_labor_vep_se

economic conservatism of the voting-eligible public (i.e., over 21 except black Southerners) on labor economic issues, posterior SD

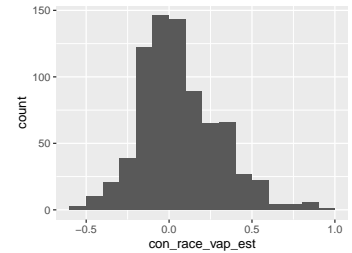
Feature	Result
Variable type	numeric
Number of missing obs.	48 (5.88 %)
Number of unique values	768
Median	0.09
1st and 3rd quartiles	0.07; 0.1
Min. and max.	0.03; 0.15



con_race_vap_est

racial conservatism of the voting-age public (i.e., over 21), posterior mean

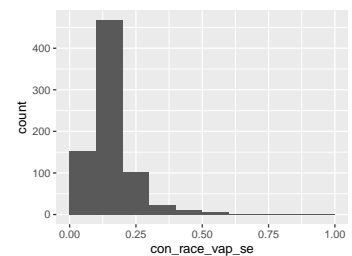
Feature	Result
Variable type	numeric
Number of missing obs.	48 (5.88 %)
Number of unique values	768
Median	0.02
1st and 3rd quartiles	-0.1; 0.21
Min. and max.	-0.6; 0.92



con_race_vap_se

racial conservatism of the voting-age public (i.e., over 21), posterior SD

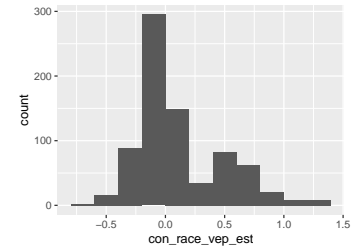
Feature	Result
Variable type	numeric
Number of missing obs.	48 (5.88 %)
Number of unique values	768
Median	0.14
1st and 3rd quartiles	0.11; 0.18
Min. and max.	0.04; 0.97



con_race_vep_est

racial conservatism of the voting-eligible public (i.e., over 21 except black Southerners), posterior mean

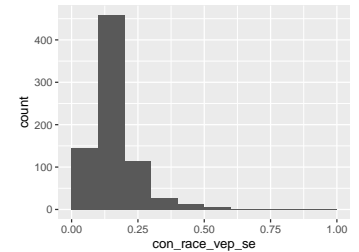
Feature	Result
Variable type	numeric
Number of missing obs.	48 (5.88 %)
Number of unique values	768
Median	-0.01
1st and 3rd quartiles	-0.14; 0.38
Min. and max.	-0.63; 1.36



con_race_vep_se

racial conservatism of the voting-eligible public (i.e., over 21 except black Southerners), posterior SD

Feature	Result
Variable type	numeric
Number of missing obs.	48 (5.88 %)
Number of unique values	768
Median	0.14
1st and 3rd quartiles	0.11; 0.18
Min. and max.	0.04; 0.99



Report generation information:

- Created by: Devin Caughey (username: devin).
- Report creation time: Tue Sep 01 2020 20:51:33
- Report was run from directory: /Users/devin/Dropbox (MIT)/1-private/scholarship/South/Stats/replication/codebook
- dataMaid v1.4.0 [Pkg: 2019-12-10 from CRAN (R 4.0.2)]
- R version 4.0.2 (2020-06-22).
- Platform: x86_64-apple-darwin17.0 (64-bit)(macOS Catalina 10.15.6).
- Function call: `dataMaid::makeDataReport(data = st_save, mode = c("summarize", "visualize", "check"), smartNum = FALSE, file = "econ_st_codebook.Rmd", replace = TRUE, checks = list(character = "showAllFactorLevels", factor = "showAllFactorLevels", labelled = "showAllFactorLevels", haven_labelled = "showAllFactorLevels", numeric = NULL, integer = NULL, logical = NULL, Date = NULL), listChecks = FALSE, maxProbVals = Inf, codebook = TRUE, reportTitle = "Codebook for State-Level Estimates of Mass Conservatism used in Devin Caughey's \\emph{The Unsolid South}")`